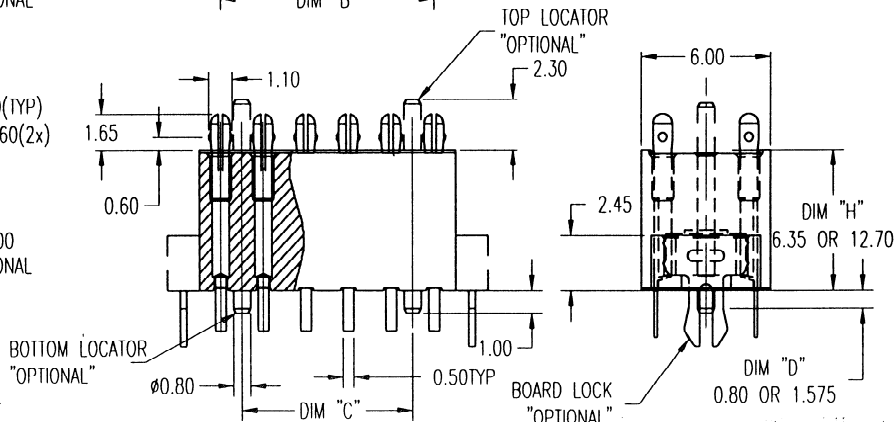
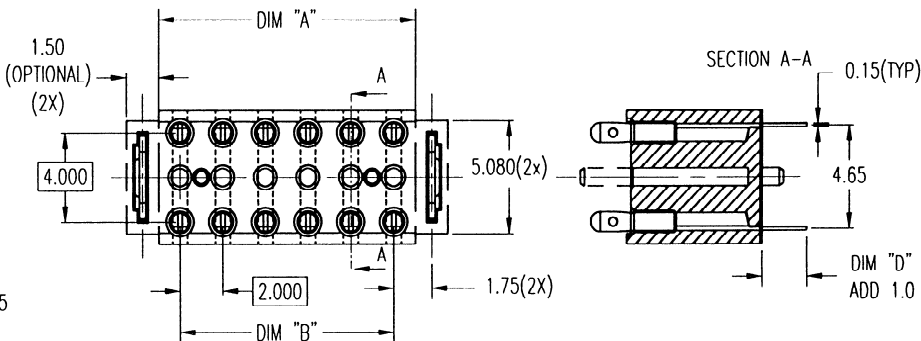
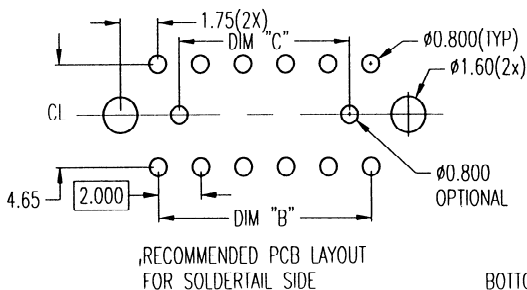
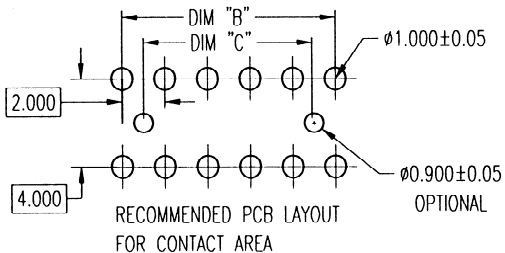


WITHOUT OPTION
SCALE 3:1



NOTES:

- 1) HOUSING MATERIAL: NYLON 46 30% GF (94V-0) COLOR: BLACK.
- 2) MAXIMUM FLASH ALLOWABLE: -0.125 MAX.
- 3) CAVITY ID AND RANODA LOGO TO ENGRAVE ON EJECTOR PINS.
CHARACTER AND EJECTOR TO BE FLUSH OR RECESS INTO THE HOUSING SURFACE.

ALL DIMENSIONS ARE IN MILLIMETRE	REVISIONS									
DIMENSIONAL CLASSIFICATION	DATE	DRN	CHK	APPR	ITEM	QTY	DESCRIPTION	PART NO.	REFERENCE DRAWING	
<input type="checkbox"/> CRITICAL										
<input checked="" type="checkbox"/> MAJOR										
<input type="checkbox"/> SPC										

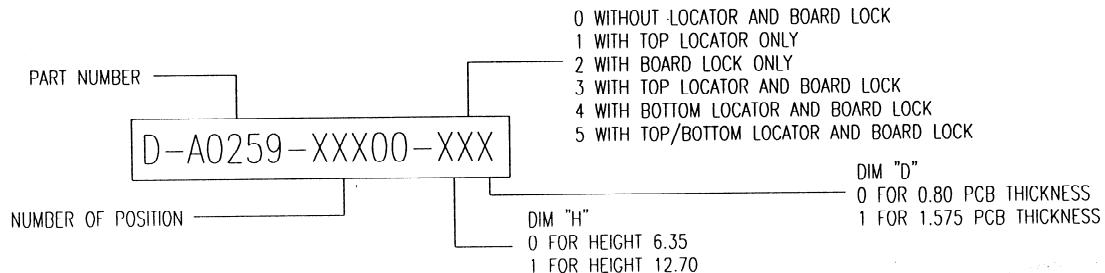
THIS INFORMATION REMAINS THE PROPERTY OF ANADIA PTE LTD. IT IS THE SOLE PROPERTY OF ANADIA PTE LTD. AND IS NOT TO BE REPRODUCED OR TRANSMITTED IN ANY FORM OR BY ANY MEANS, ELECTRONIC OR MECHANICAL, INCLUDING PHOTOCOPYING, RECORDING, OR BY ANY INFORMATION STORAGE AND RETRIEVAL SYSTEM, WITHOUT THE WRITTEN PERMISSION OF ANADIA PTE LTD. UNLESS OTHERWISE STATED.

DECIMAL ANGULAR
X = 00 50 = 13
XX = 00 25 = 11
XXX = 00 13 XX = 1/2

ANADIA ELECTRONICS PTE LTD
45 LOYANG DRIVE SINGAPORE 508954
TEL : 54578111 FAX : 5458189

PART NAME DUAL ROW HEADER 2.00mmx4.00mm PITCH (THRU HOLE)		PART NO. D-AD259-XXXX-XXXX	
MATERIAL	SIZE A-E	SHEET 1 OF 2	REV. 3/E
	SCALE 4:1		

PART NO	NO OF POS.	DIM "A"	DIM "B"	DIM "C"	NO OF LOCATOR	REV
D-A0259-00400-XXX	04	4.00	2.000	0.00	01	00
D-A0259-00600-XXX	06	6.00	4.000	2.00	02	00
D-A0259-00800-XXX	08	8.00	6.000	4.00	02	00
D-A0259-01000-XXX	10	10.00	8.000	6.00	02	00
D-A0259-01200-XXX	12	12.00	10.000	8.00	02	00
D-A0259-01400-XXX	14	14.00	12.000	10.00	02	00
D-A0259-01600-XXX	16	16.00	14.000	12.00	02	00
D-A0259-01800-XXX	18	18.00	16.000	14.00	02	00
D-A0259-02000-XXX	20	20.00	18.000	16.00	02	00
D-A0259-02200-XXX	22	22.00	20.000	18.00	02	00
D-A0259-02400-XXX	24	24.00	22.000	20.00	02	00
D-A0259-02600-XXX	26	26.00	24.000	22.00	02	00
D-A0259-02800-XXX	28	28.00	26.000	24.00	02	00
D-A0259-03000-XXX	30	30.00	28.000	26.00	02	00
D-A0259-03200-XXX	32	32.00	30.000	28.00	02	00
D-A0259-03400-XXX	34	34.00	32.000	30.00	02	00
D-A0259-03600-XXX	36	36.00	34.000	32.00	02	00
D-A0259-03800-XXX	38	38.00	36.000	34.00	02	00
D-A0259-04000-XXX	40	40.00	38.000	36.00	02	00



ALL DIMENSIONS ARE IN MILLIMETRE		DIMENSIONAL CLASSIFICATION		CRITICAL		MAJOR		REV		DESCRIPTION		PART NO.	
DO	RELEASE FOR MARKETING	04/05/99	THONG	SEAH	SEAH	ITEM	QTY	DESCRIPTION	DESCRIPTION	DESCRIPTION	DESCRIPTION	DESCRIPTION	DESCRIPTION
REV	DESCRIPTION	DATE	DRN	CHK	APPR	ITEM	QTY	DESCRIPTION	DESCRIPTION	DESCRIPTION	DESCRIPTION	DESCRIPTION	DESCRIPTION

THE INFORMATION HEREIN IS THE PROPERTY OF ANODA ELECTRONICS PTE LTD. THIS DRAWING IS STRICTLY FOR LOAN AND IS TO BE RETURNED TO THE ISSUING DEPARTMENT IN WRITTEN CONSENT FROM ANODA AND IS TO BE RETAINED UNLESS OTHERWISE STATED.		ANODA ELECTRONICS PTE LTD 45 LOYANG DRIVE SINGAPORE 508954 TEL : 54578111 FAX : 5456169	
THE DIMENSIONS GIVEN HEREIN ARE IN MILLIMETRES UNLESS OTHERWISE STATED. DECIMAL ANGULAR X = 10 30 X = 17 XX = 10 25 XX = 11 XXX = 10 13 XX = 11/2		PART NO. D-A0259-XXXX-XXX DIM, ROW HEADER 2.00mm/14 DIMM PITCH (THRU HOLE) MATERIAL	
SIZE	A4	SHEET	2 OF 2
REV.	XX	SCALE	N/S